

How to Fund your COL Account



For any assistance email us at
helpdesk@colfinancial.com
or message us at
<http://facebook.com/COLfinancial>

Table of Contents:

- [Bank Transaction Rates \(Table\)](#)

Online Bills Payment

- [BDO online bills payment](#)
- [BPI online bills payment](#)
- [Metrobank online bills payment](#)
- [Chinabank online bills payment](#)
- [AUB online bills payment](#)
- [Robinsons Bank online bills payment](#)
- [Unionbank online bills payment](#)
- [PNB mobile app bills payment](#)
- [GCASH bills payment](#)
- [MAYA bills payment](#)

Over-The-Counter Bills Payment

- [BDO over-the-counter bills payment](#)
- [BPI over-the-counter bills payment](#)
- [BPI Branch Express Assist Terminal](#)
- [Metrobank over-the-counter bills payment](#)
- [AUB over-the-counter merchant payment](#)
- [Robinsons Bank over-the-counter bills payment](#)
- [Unionbank over-the-counter bills payment](#)
- [PNB over-the-counter bills payment](#)

Bank Transaction Rates

Kindly refer to the table below for the respective transaction rates of our partner banks:

FEE PER TRANSACTION
Updated: October 1, 2022

Deposit Channel	BDO	BPI	METROBANK	AUB	CHINABANK	ROBINSONS	UNIONBANK	PNB	GCASH	MAYA
Internet Banking	Free	Free	Free	Free	P10.00	Free	Free	N/A	N/A	N/A
Mobile App Banking	Free	Free	Free	Free	N/A	Free	Free	Free	P20.00	P20.00
Phone Banking	Free	P10.00	N/A	Free	N/A	N/A	N/A	N/A	N/A	N/A
Over-the-Counter	P25.00	P110.00	P30.00	Free	N/A	Free	P7.00	P20.00	N/A	N/A

BDO Online Bills Payment

Enrollment Process

1. Go to www.bdo.com.ph and click ONLINE BANKING LOGIN then BDO ONLINE BANKING
2. Login to your BDO Online Banking Account using your User ID and Password
3. Click ENROLLMENT then COMPANY/BILLER then ENROLL
4. Choose and fill out the following:
 - a. Company/Biller: COL Financial Group, Inc.
 - b. Subscriber Number: your 8 digit COL account number
 - c. Subscriber Name: your name
5. Click SUBMIT

Payment Process

1. Click PAY BILLS AND RELOAD then BILLS PAYMENT then PAY BILLS
2. Fill out the Amount and Remarks
3. Check if the details you entered are correct. To confirm, choose SUBMIT

* You should receive a confirmation email from BDO if payment was successful.

Credit to COL Account within 24 hours excluding holidays & weekends	Bank Transaction Fee: Free
--	--------------------------------------

BPI Online Bills Payment

Enrollment Process:

1. Go to <https://www.bpi.com.ph> then login to proceed to your online banking
2. Go to OTHER SERVICES then click RECIPIENTS and then MANAGE RECIPIENTS
3. On the upper right click ADD NEW RECIPIENT
4. On the dropdown menu, choose BILLER
5. Under BILLER NAME input COL FINANCIAL GROUP, INC.
6. Under REFERENCE NUMBER input your 8-digit COL Account Number (ex. 12345678)
7. Follow the online instructions to confirm your Biller Enrollment

Note: Biller Enrollment can also be done thru BPI's mobile app
Log into your BPI mobile app > Manage Billers > Payees

Payment Process:

1. Under PAYMENT/LOAD
2. Under PAY BILLS choose a BPI account where the payment will come from
3. Enter the amount
4. Under PAY TO choose COL Financial Group, Inc. as the biller
5. Follow the online instructions to confirm your Bills Payment

* You should receive a confirmation email from BPI if payment was successful.

Credit to COL Account within 24 hours excluding holidays & weekends	Bank Transaction Fee: Free
--	--------------------------------------

METROBANK Online Bills Payment

Payment Process:

1. Login to www.metrobank.com.ph
 - a. Click the Login button for Metrobank Personal Online Banking
 - b. Enter your Metrobank User ID and Password, then click Login button
2. Under eBanking Solutions, click Pay Bills
3. Under Special Biller, select the Category "Investments"
4. Then select Biller as "COL FINANCIAL GROUP, INC. "
5. Enter your COL account number under Subscriber/Account Number
6. Enter your Phone No.
7. Choose the Metrobank account from which the payment will come from
8. Enter the amount
9. Select Immediate Payment then click the Continue button
10. Check your payment details on the next screen, then click the Confirm button

* You should receive a confirmation email from Metrobank if payment was successful.

Credit to COL Account within 24 hours excluding holidays & weekends	Bank Transaction Fee: Free
--	--------------------------------------

CHINABANK Online Bills Payment

Enrollment Process:

1. Login to www.chinabank.ph
2. Click BILLS
3. In the next screen, click LIST OF BILLERS
4. Once you see the list, click on your preferred biller COL FINANCIAL GROUP, INC.
5. In the next page, enter your bill's information:
 - Payee Nickname (COL account holder's name)
 - Bill Account Number (8-digit COL account number)
6. To authorize the enrollment of your bill, enter your User ID and Transaction Password then click SUBMIT

Payment Process:

1. Go to BILLS PAYMENT
2. Select ONE-TIME ENROLLED BILLS PAYMENT
3. Fill out the details needed before confirming the payment.

Credit to COL Account within 24 hours excluding holidays & weekends	Bank Transaction Fee: P10.00
--	--

AUB Online Bills Payment

Payment Process:

1. Log on to www.aub.com.ph
2. Enter your user name and password
3. Under the Transaction Menus, click BILLS PAYMENT
4. Choose the AUB account from which the payment will come from
5. Under the Biller Institution/Merchant, choose COL FINANCIAL GROUP, INC.
6. Enter your COL account number under COL Client Code.
7. Enter COL account holder's name
8. Enter the amount
9. Click PAY to confirm payment.

* You should receive a confirmation email from AUB if payment was successful.

Credit to COL Account within 24 hours excluding holidays & weekends	Bank Transaction Fee: Free
--	--------------------------------------

ROBINSONS BANK Online Bills Payment

Payment Process:

1. Log on to www.robinsonsbank.com.ph
2. Click the menu icon beside the Robinsons Bank Online logo
3. Click TRANSFER & PAY
4. Choose Transfer/Pay to Rbank
5. Choose your account where the funding will be debited from
6. Then under the TRANSFER TO section, choose Biller
7. Then choose Unenrolled Merchants
8. Choose COL FINANCIAL GROUP, INC.
9. Under Client Code/Ref. No. Input your 8-digit COL account number
10. Indicate the Amount your wish to transfer
11. Remarks are optional
12. Choose your Transfer Schedule
13. Click SUBMIT

<p>Credit to COL Account within 24 hours excluding holidays & weekends</p>	<p>Bank Transaction Fee: Free</p>
---	--

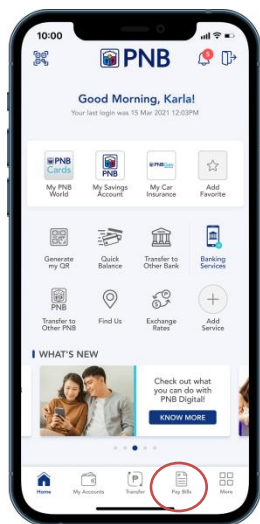
UNIONBANK Online Bills Payment

Payment Process:

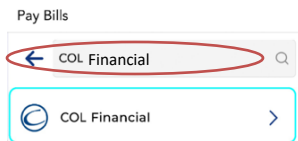
1. Log on to www.unionbankph.com
2. Select PAY BILLS
3. Click SELECT BILLER
4. Search and choose COL FINANCIAL
5. Input your 8 digit COL account number (ex. 12345678)
6. Input COL account holder's name
7. Click NEXT
8. Indicate the amount and the date then click NEXT
9. Review your detail before clicking the Pay button
10. A One Time Password (OTP) will be sent to you for confirmation
11. Input the OTP then click SUBMIT

<p>Credit to COL Account within 24 hours excluding holidays & weekends</p>	<p>Bank Transaction Fee: Free</p>
---	--

PNB Mobile App Bills Payment




STEP 1:
Choose PAY BILLS



STEP 2:
Search for COL Financial

BILLERS

 COL Financial

Subscriber Number
1234 5678

Subscriber Name
Carla Dela Cruz

Amount
₱ 1,000.00

Payment Date
28 Jul 2022


Remarks
Enter Remarks


CONTINUE

STEP 3:
Fill out the details

- Subscriber Number:
8-digit COL ref/account no.
- Subscriber Name:
COL Account holder's name

Confirm Payment

Source  Debit Savings
PHP XXXX XXXX 1234

Biller  COL Financial

Subscriber Number
12345678

Subscriber Name
Carla Dela Cruz

Payment Date
28 Jul 2022

Remarks

Amount
₱ 1,000.00

Fee
₱ 0.00

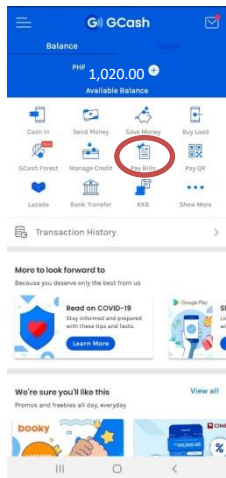
Total
₱ 1,000.00

CONFIRM

STEP 4:

- Confirm Payment
- Funds will be received and credited to COL account within 24 hours (excluding holidays & weekends)

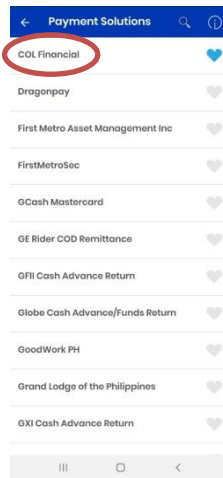
GCASH Bills Payment



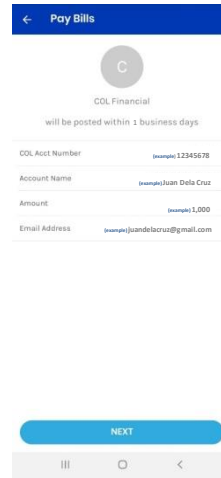
STEP 1:
Choose PAY BILLS



STEP 2:
Choose PAYMENT
SOLUTIONS



STEP 3:
Choose COL FINANCIAL



STEP 4:
Fill out the details

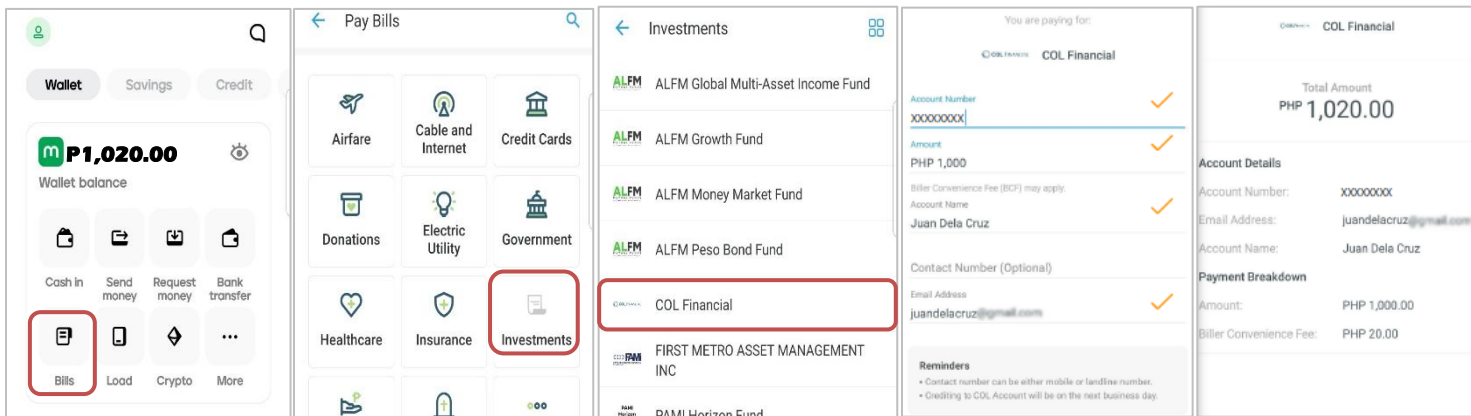
- COL Acct Number:
8-digit COL reference number
- Account Name:
COL Account holder's name



STEP 5:
Confirm Payment

- Transaction fee is P20.00
- Funds will be received and credited to COL account on the next business day

MAYA Bills Payment



The screenshot shows the COL Financial MAYA app interface. The top navigation bar includes 'Wallet', 'Savings', and 'Credit'. The 'Wallet' section shows a balance of P1,020.00 and options for Cash In, Send money, Request money, and Bank transfer. The 'Pay Bills' section is highlighted, showing various bill categories like Airfare, Cable and Internet, Credit Cards, Donations, Electric Utility, Government, Healthcare, Insurance, and Investments. The 'Investments' section lists various funds including ALFM Global Multi-Asset Income Fund, ALFM Growth Fund, ALFM Money Market Fund, ALFM Peso Bond Fund, COL Financial, and FIRST METRO ASSET MANAGEMENT INC. The 'COL Financial' section shows the account details and payment breakdown. The 'Reminders' section provides additional information about the payment process.

STEP 1:
Choose **BILLS**

STEP 2:
Choose **INVESTMENTS**

STEP 3:
Choose **COL Financial**

STEP 4:
Fill out the details

- Account Number: 8-digit COL reference number
- Account Name: COL Account holder's name

STEP 5:
Confirm Payment

- Transaction Fee is P20.00
- Funds will be received and credited to COL account on the next business day

BDO Over-the-counter Bills Payment

BDO		Check Transaction Slip	
<input type="checkbox"/> Deposits	Account Name		
<input type="checkbox"/> Current	Account No.		
<input type="checkbox"/> Savings			
<input type="checkbox"/> Time Deposit/ Placement	Payor's Name	Reference No.	
<input type="checkbox"/> For Account with Deposit Reference Facility			
<input checked="" type="checkbox"/> Bills Payment	Company Name	Institution Code	Product Code
	COL Financial Group, Inc.		
	Subscriber's Name * Write your COL Account Name	Subscriber's Account No. * Write your 8-Digit COL Account No.	
	Juan Dela Cruz	XXXX - XXXX	
<input type="checkbox"/> Payment	Borrower's Name	Promissory Note No. / Trade Reference No.	
<input type="checkbox"/> Loan <input type="checkbox"/> Trade			

BDO		Cash Transaction Slip	
<input type="checkbox"/> Deposits	Account Name		
<input type="checkbox"/> Current	Account No.		
<input type="checkbox"/> Savings			
<input type="checkbox"/> Time Deposit/ Placement	Payor's Name	Reference No.	
<input type="checkbox"/> For Account with Deposit Reference Facility			
<input checked="" type="checkbox"/> Bills Payment	Company Name	Institution Code	Product Code
	COL Financial Group, Inc.		
	Subscriber's Name * Write your COL Account Name	Subscriber's Account No. * Write your 8-Digit COL Account No.	
	Juan Dela Cruz	XXXX - XXXX	
<input type="checkbox"/> Cash Card	Cardholder's Name/Contact No.	Cash Card No.	
<input type="checkbox"/> Sale <input type="checkbox"/> Reload			
<input type="checkbox"/> Payment	Borrower's Name	Promissory Note No. / Trade Reference No.	
<input type="checkbox"/> Loan <input type="checkbox"/> Trade			


Kindly make sure that your COL account number and COL account holder's name are correct for timely crediting and easier tracking.

Credit to COL Account
 within 24 hours
 excluding holidays & weekends

Bank Transaction Fee:
P25.00

BPI Over-the-counter Bills Payment

No need to fill out the bank account number as this will undergo a bills payment process.

		DEPOSIT/PAYMENT SLIP											
BANK'S COPY													
PLEASE CHECK THE APPROPRIATE BOXES		DATE 04/23/2012											
<input checked="" type="checkbox"/> DEPOSIT	<input type="checkbox"/> PAYMENT	CURRENCY											
<input type="checkbox"/> SAVINGS	<input type="checkbox"/> CURRENT	<input type="checkbox"/> PESO	<input type="checkbox"/> US DOLLAR <input type="checkbox"/> OTHERS _____										
ACCT. NUMBER	<table border="1"> <tr> <td></td><td></td><td></td><td></td><td></td><td></td><td></td><td></td><td></td><td></td> </tr> </table>												
ACCOUNT NAME / MERCHANT'S NAME		COL Financial Group, Inc.											
(FOR PAYMENTS ONLY) POLICY / PLAN / REFERENCE NO.		***** - ***** * Write your COL Account No. here											
POLICY / PLANHOLDER'S NAME		Juan Dela Cruz * Write your COL Account Name here											
THIS DEPOSIT/PAYMENT IS SUBJECT TO THE TERMS AND CONDITIONS COVERING THIS ACCOUNT													

Kindly make sure that your COL account number and COL account holder's name are correct for timely crediting and easier tracking.

Credit to COL Account
 within 24 hours
 excluding holidays & weekends

Bank Transaction Fee:
P110.00


BPI Over-the-counter Bills Payment

Approach any BPI Express Assist Terminal in your respective BPI branches

1. Tap/touch screen. Select Bills Payment
2. Select the merchant you want to pay.
Note: If not among the merchants named on the screen, select "Other Merchants"
3. Encode your COL 8 digit account number on the Reference Number
4. Select your Type of Transaction
5. Then encode amount to be paid
6. Transaction details will be displayed. If correct, tap NEXT. If not, tap CANCEL.
7. If Single Transaction, select NO. If Multiple Transaction, select YES
8. A queue number will be displayed and printed for you to approach the bank teller with.

<p>Credit to COL Account within 24 hours excluding holidays & weekends</p>	<p>Bank Transaction Fee: P110.00</p>
---	---

METROBANK Over-the-counter Bills Payment

 Metrobank <small>METROPOLITAN BANK & TRUST COMPANY</small>		PAYMENT SLIP	
Payment For : (kindly fill-out separate slip for each mode of payment)			
<input type="checkbox"/> PESO BILLING	<input type="checkbox"/> DOLLAR BILLING	DATE 04/23/2012	
COMPANY NAME / LOAN TYPE / SERVICE FEE COL Financial Group, Inc.			
SUBSCRIBER / CARDHOLDER'S/ACCOUNT NAME Juan Dela Cruz		* Write your COL Account Name here	
SUBSCRIBER NO. / CARD NO. / LOAN ACCOUNT NO. **** - ****		* Write your COL Account No. here	
REFERENCE NO.		TELEPHONE NO. / OTHER DETAILS	
Mode of Payment		Amount	
<input type="checkbox"/> CASH	In Words :	In figures :	
<input type="checkbox"/> CHECK			
<input type="checkbox"/> DEBIT MY ACCOUNT NO.			
		SIGNATURE	

Kindly make sure that your COL account number and COL account holder's name are correct for timely crediting and easier tracking.

Credit to COL Account
 within 24 hours
 excluding holidays & weekends

Bank Transaction Fee:
P30.00

AUB Over-the-counter Bills Payment

Payment Process:

1. Proceed to the Virtual Teller Kiosk (VTK)
2. Choose Payments as transaction type



3. Choose COL FINANCIAL GROUP, INC. from the Payments menu



4. Key in the following required fields:

- Your COL account number <Client Code>
- COL Account holder's name
- Amount of deposit



5. Queue number will be generated. Proceed to the teller when your number is called.
6. Teller provides a proof of payment which will also serve as Official Receipt.

Credit to COL Account
 within 24 hours
 excluding holidays & weekends

Bank Transaction Fee:
FREE

ROBINSONS BANK Over-the-counter Bills Payment


ROBINSONSBANK		A/C. Summit Company															
PAYMENT SLIP		DATE: JUNE 1, 2018															
TELLER'S VALIDATION																	
BILLER ACCOUNT NUMBER																	
<table border="1"> <tr> <td></td><td></td><td></td><td></td><td></td><td></td><td></td><td></td><td></td><td></td><td></td><td></td><td></td><td></td><td></td> </tr> </table>																	
BILLER ACCOUNT NAME COL FINANCIAL GROUP, INC.																	
SUBSCRIBER/POLICY ACCOUNT/CREDIT CARD NUMBER XXXX - XXXX * Write your COL Account No. here		PHONE/CELL NUMBER															
SUBSCRIBER/POLICY ACCOUNT NAME DELA CRUZ, JUAN * Write your COL Account Name here																	

Kindly make sure that your COL account number and COL account holder's name are correct for timely crediting and easier tracking.

Credit to COL Account
 within 24 hours
 excluding holidays & weekends

Bank Transaction Fee:
FREE

UNIONBANK Over-the-counter Bills Payment

UNIONBANK		BILLS PAYMENT SLIP	
PLEASE WRITE HEAVILY TO MAKE CARBON COPY CLEAR			
PAYMENT FOR (COMPANY/INSTITUTION) COL FINANCIAL GROUP, INC.		MODE OF PAYMENT <input checked="" type="checkbox"/> Cash <input type="checkbox"/> Check	
CLIENT NAME JUAN DELA CRUZ * Write your COL Account Name here		<input type="checkbox"/> Debit to Account IF DEBIT ACCOUNT, ACCOUNT NUMBER	
REFERENCE NUMBER (e.g. ACCOUNT NO. / CARD NO. / POLICY NO.) XXXX-XXXX * Write your COL Account Number here			
IF RECEIVED BEYOND CUT-OFF TIME, I UNDERSTAND THAT MY PAYMENT IS RECEIVED FOR SAFEKEEPING ONLY & WILL BE POSTED ON THE NEXT BANKING DAY. IF OFFLINE, PAYMENT WILL BE POSTED UPON RESTORATION OF ON-LINE SERVICE.			
 CLIENT'S SIGNATURE * Sign here		07/01/2018 * Date here DATE	

Kindly make sure that your COL account number and COL account holder's name are correct for timely crediting and easier tracking.

Credit to COL Account
within 24 hours
excluding holidays & weekends

Bank Transaction Fee:
P7.00

* Sign here

Kindly make sure that your COL account number and COL account holder's name are correct for timely crediting and easier tracking.

Bank Transaction Fee:
P20.00